

TRIUMPH CLUB OF NORTH FLORIDA

Volume 28 Issue 8

August 2016

Triumph Club




Of North Florida

1409 Forest Ave.

Neptune Beach, Fl. 32266

TWO HEADS REALLY ARE BETTER THAN ONE



Steve's Sad Stag - in the shop waiting for special tool to take off the second head before repairs can be finished at The English Garage. But as all Triumph owners know Hope is eternal and should have baby back in couple weeks now. Page 8

Notify Norm Reimer of address changes at (904) 246-6044 or email to "suenorm@comcast.net"

All opinions expressed in the articles, columns and other material included in the newsletter are those of the author and do not necessarily reflect the position of the Triumph Club of North Florida, its officers or members. The Triumph Club of North Florida is not responsible for any technical advice which may appear in these pages.

Club Officers

President:

Lance Brazil (904) 860-6799 lbrazil@bellsouth.net

Membership Secretary:

Barry Northway (904)-473-5773 trdriver.bn@gmail.com,

Secretary/Treasurer:

Norm Reimer (904) 246-6044 suennorm@comcast.net

Events Coordinator:

Cam Anderson Cam1416@gmail.com,

Newsletter:

Steven Arrington (904) 262-7071 arringtonsp@att.net,

Board Members at Large:

Jerry Popp (904) 287-1891 geraldjpoppp@bellsouth.net

Walt Lanz (904) 641-4089, C-631-8395; jaxwalt@gmail.com

Member Help Groups

Wiring Problems

Charles Fenwick

Lance Brazil

Polishes, Waxes, Finishes

Lance Brazil

Vintage Triumph racing

Don Marshall

904-259-9668

If you would like to volunteer to help other members with problems on their cars, let us know and you will be listed here.

Coming Events

August 6th - Saturday Lunch at Lulu's Waterfront Grill at 1:00 p.m.
(see page 3 for directions)

September 11th - Club Meeting -1:00 PM at Kings Head Pub - Plan for Car Show

October 2nd - Club Meeting -Prep for Car Show at Kings Head Pub

October 22nd - British Car Show at Kings Head Pub

November 5th - Club Meeting at Sandy Bottoms in Fernandina with trip to Ft Clinch

December 10th - Holiday Party Culhane's Irish Pub in Atlantic Beach 6:00 p.m.

OTHERS: Sept.16-18; Sebring Thunder VII. www.sebringthunder.net

Oct. 1st - Cruisin' to the Creek 2016, 30th Annual Car and Truck Show. Swap Meet and Festival presented by the [First Coast Car Council, Inc.](http://www.firstcoastcouncil.com)! All proceeds benefit the [Ronald McDonald House Charities of Jacksonville, Inc.](http://www.ronaldmcdonaldhouse.org)! \$25 Car Pre-Registration, After September 24 it's \$30. This is a rain or shine show! FREE to the public/spectators!

Registration is 8am -10am-Judging starts at 10:30am

PRESIDENT'S CORNER

Hello to everyone in the Triumph club. At the last meeting I was nominated and voted in as president to fill the rest of Charles' term. I am looking forward to seeing more people at meetings. Let me know how I can help to improve the club.

Next month, we will have our meeting at *Lulu's Waterfront Grill*. Details and directions are in this newsletter. We have been to *Lulu's* several times and the service and food are always good and there is plenty of parking. It is interesting to watch all the different boats going up and down the Intracoastal Waterway while we eat.

I will send out an email asking for responses a few days before the event. Please respond if you are coming. This way we will be able to tell the restaurant approximately how many people to expect so they will have everything ready for us.

On a more distant view, our car show is on Saturday, October 22, 2016 at the *King's Head Pub*. Please enter your car. We also need items for door prizes. Bring them to a meeting or pass them along to Norm Reimer. Anything donated will be appreciated and it does not necessarily have to be Triumph or car related.

We have name badges for most new members.

We are still need an event chairperson. Please volunteer.

Lance Brazil

Lulu's Waterfront Grill - TCNF August 6th Meeting on Saturday

Address is 301 North Roscoe Boulevard, Ponte Vedra Beach, FL 32082.

Directions: going south on A1A two miles past J. Turner Butler Blvd, Turn right on Solano, go two miles and Lulu's is on the right.

Check out their web site and menu (with half priced Mimosas)-

<http://www.luluswaterfrontgrille.com/>

Map : <https://www.google.com/maps/place/LuLu's+Waterfront+Grille/@30.2104522,-81.4798022,12z/data=!4m5!3m4!1s0x88e436663a6109c5:0x93552a28bc9934fe!8m2!3d30.2104522!4d-81.4097644>

TECH SESSION - The next TCNF Tech Session will be on Saturday, August 20th at 10:00 AM at Charles' Place. The tech secession will be installing new parts into the left side suspension. (Charles already took it off the car, just need to clean and paint) He may have a rear axle open up for show too. Address is 2461 Ridgecrest Ave, Orange Park Fl. From 295, take Blanding south for 4 miles. Right turn on Ridgecrest then u turn to get to other side of street

LED Brake Light Addition by Lance Brazil

Our LBCs are all antiques and do not have a lot of the most modern safety devices. Brake lights on these cars were minimal at best; some worse than that. I wanted to make my car more visible, especially at night so I created a method of adding an LED strip to augment the existing lights. I am not a fan of cutting into the original wiring harness. Using the method below the car can be brought back to the way it was manufactured without buying a whole new wiring harness.

Auto Zone and other auto parts stores have strips of LEDs in various colors and lengths from 8" to 24." They are around \$30 or less and have a peel away backing with strong adhesive to adhere to almost any surface and can be trimmed to shorten.

For this project I used red since that is the standard color for brake lights. I wanted the lights to be unobtrusive but highly visible. I installed them above the regular tail lights and trimmed them to the length of the lights.

Parts

- 14-16 Gauge wire
- Male and female crimp on connectors (3/16") available at Radio Shack
- LED strips available at Auto Zone and other auto parts stores
- Heat shrink tubing (optional)

Procedure for one side

1. Create the pigtail shown below using the crimp on connectors and two short lengths of wire. If you are using heat shrink tubing (available at Home Depot) be sure to slip it over the wires before adding the connectors.



2. Locate the wiring for the brake lights. On most British cars of this era the brake light wire is green with purple markings. If you are unsure, download a wiring diagram for your car from <http://www.advanceautowire.com>. These diagrams are especially helpful because they are printed color-coded for your car. I downloaded mine and had it blown up to 11X17" and laminated.
3. Unplug the wiring harness lead from the brake light.

4. Insert the pigtail between the wiring harness and the brake light. The bare lead will be used to connect the LED strip. LEDs are polarized. You can verify which lead goes to the brake light and which goes to ground using a standard 9 volt battery.
5. Connect the positive lead of the LED strip to the bare wire on the pigtail and the negative lead of the LED strip to a good ground.

The only thing left is to feed the LED strip out of the boot and fasten it to the back of the car. I removed the tail light assembly and fed the LED wires through the bottom of the opening between the body and the gasket. This protects the wiring and has less chance of water getting past the gasket. You can shorten the LED strip by cutting between LEDs.




LED Brake Lights in the dark



LED lights almost invisible in daylight

BRITISH CAR CLASSIC XXVIII

The Triumph Club of North Florida is the host for this year's event. As we all want this to be a successful year, please inform anyone you know with a British car or that have an interest in British Cars about this major local event. On the next two pages are the flyer and registration forms for your use.



BRITISH CAR CLASSIC MARK XXVIII
October 22, 2016 * Kings Head Pub * St. Augustine, Florida

REGISTRATION

\$30.00 Vehicle #1 \$20.00 each Additional Vehicle
All Registrants after October 1, 2016 may purchase one Tee Shirt for only \$5.00
Additional Tee Shirts are \$10.00 each

EARLY REGISTRATION

On or Before October 1, 2016

\$25.00 Vehicle #1 \$15.00 each Additional Vehicle
Early Registrants receive one free Tee Shirt
Additional Tee Shirts are \$10.00 each



VENDOR REGISTRATION \$30.00

All Vendors **MUST** have a Vendor Registration

Make checks payable to: **Triumph Club of North Florida**
Send to: **1409 Forest Avenue**
Neptune Beach, Florida 32266

Need More Information? Call Norm Reimer at 904 246 6044
e-mail address: suennorm@comcast.net



KING HEAD PUB

U. S. #1 Approximately Six Miles North
Of Intersection of U.S. #1 and State Road #16



REGISTRATION

NAME _____ Day Phone _____ Evening Phone _____

ADDRESS _____

CLUB AFFILIATION _____ E-mail _____

VEHICLE #1 Make _____ Model _____ Year _____ \$ _____

VEHICLE #2 Make _____ Model _____ Year _____ \$ _____

ADDITIONAL VEHICLES (attach additional page) \$ _____

Early Registration Free Tee Shirt S M L XL

Registration after 10/1/16 (one shirt @ \$5.00) S M L XL \$ _____

Additional Tee Shirts (\$10.00 each) S M L XL \$ _____

TOTAL \$ _____

SHOW EVENTS AND ATTRACTIONS
October 22, 2016 Time 9:00 AM – 4:00 PM**ALL BRITISH CAR SHOW****AUTHENTIC BRITISH PUB RESTAURANT AND BAR****QUALITY AWARDS FOR SHOW CARS**
Year Categories, Best of Show, Peoples Choice**LIGHT LUNCH AND SNACKS AVAILABLE ON GROUNDS****BRITISH CAR CLASSIC TEE SHIRTS****CLUB AND MARQUE REGALIA****VENDORS**

Limited Vendor Slots

There are NO "FOR SALE" SIGNS PERMITTED ON Show Cars!

Steve's Sad Stag


Thought You guys might like a look into the guts of my 1972 Stag before it gets all put back together. The aluminum used on these cars is not what would be used now and is easily damaged. Any attempt to use a wedge to pry off a stuck head, will damage the head and let's just say that is NOT good. As of last week, the second head was off, so hope this is on the home stretch. As this work was not planned, the new soft top and interior may have to wait just a bit, but with any luck this will complete any engine work required for a long time.

After the ht engine problem was solved last year thought I would get to do the things I could do to improve the Stag's looks, then noticed that was getting a little rattle from engine which turned out to be timing chain. So in to shop she went. Knew there was a cylinder with a bit of low compression, so best to get that taken care of too - hope I was right. Dave should be done in a week or two, so at least I will have her back from some fall weather driving.

Thought I would use this picture on cover as some of you might think I was just making it up that I had a Stag, but it is real and I am real poor again. Triumph ownership is - well it is a trip.

HELP!!!!

I need articles and pictures of Club member's cars for newsletter. These don't have to be long, but will help us to learn about each other. Or just send a picture and caption of work going on. I can always find "stuff" to fill pages, but would like to feature our Club.

<p>Ron Chester, 89 years of age, was stopped by the police around 2 a.m. and was asked where he was going at that time of night. Ron replied, "I'm on my way to a lecture about alcohol abuse and the effects it has on the human body, as well as smoking and staying out late."</p>	
<p>The officer asked, "Really? Who's giving that lecture at this time of night?"</p>	

Ron replied, "That would be my wife."



Join the Triumph Club of North Florida

If you're interested in Triumph cars, You should be a member of TCNF. The benefits are outstanding, a monthly newsletter that is entertaining as well as informative with free ads to members, monthly events, rallies, shows, picnics, tours and camaraderie with fellow enthusiasts...

Membership Application/ Renewal

----- (Please Print) -----

New _____ Renewal _____

Car Information

Year Model Comm #

Name _____

1. _____

Spouse _____

2. _____

Address _____

3. _____

4. _____

5. _____

Home Phone () _____

Please circle interest in:

Work Phone () _____

Tech Sessions

Email Address _____

Social Events

Autocross

Tours

Fun Rallyes

Car Show

VTR Member? Yes _____ No _____

T-S-D Rallyes Races

TRA Member? Yes _____ No _____

Make your \$25.00 check payable to:

Triumph Club of North Florida,
c/o Norm Reimer,
1409 Forest Ave.
Neptune Beach, Fl. 32266